
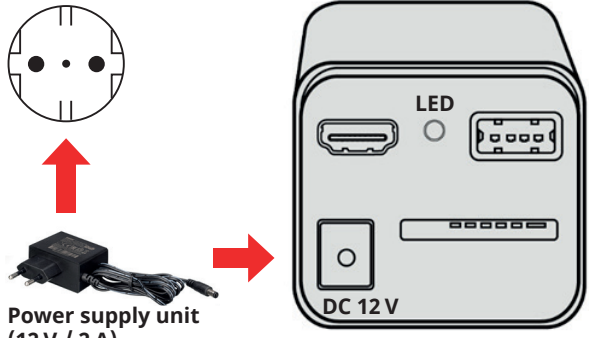


MICROCAM MINI FULL HD HDMI MICROSCOPE CAMERA QUICKSTART GUIDE Art. No. 5914170



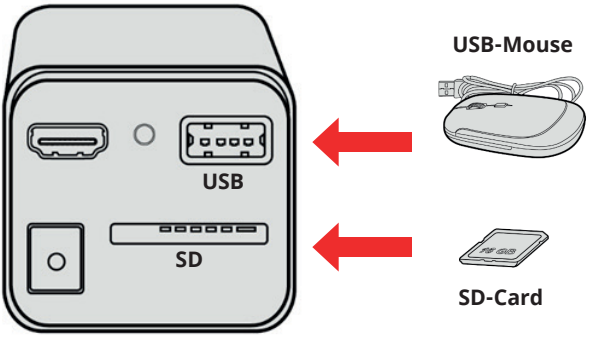
C-Mount adapter* or photo adapter* required depending on model

A Attach the CAMERA with C-Mount thread to the MICROSCOPE*



Power supply unit (12 V / 2 A)

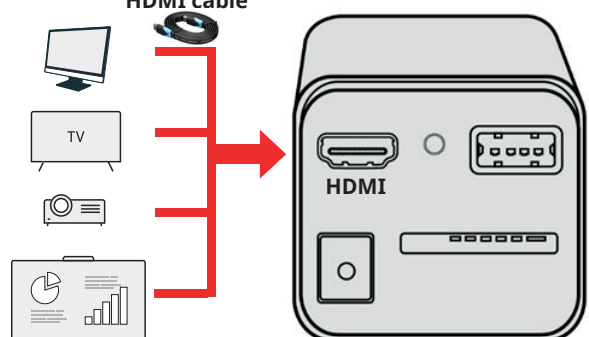
B Establish POWER SUPPLY → LED lights up



USB-Mouse

SD-Card

C Insert SD-CARD* / connect USB MOUSE to CAMERA



HDMI cable

D Connecting the HDMI MONITOR* / other devices* to the CAMERA via HDMI CABLE



E Move the MOUSE to the EDGE OF THE SCREEN → ACTIVE CONTROL PANELS



Complete OPERATING INSTRUCTIONS/ACCESSORIES/NOTES: www.bresser.de/P5914170

*Not included in the scope of delivery

Please contact the service centre first for any questions regarding the product or claims, preferably by e-mail: service@bresseruk.com · Telephone: +44 1342 837098
BRESSER UK Ltd. · 3G Eden House · Enterprise Way · Edenbridge · Kent TN8 6HF · Great Britain